

Early Start Act and School Readiness

Before and after the Early Start Act

October 2019

www.dcyf.wa.gov



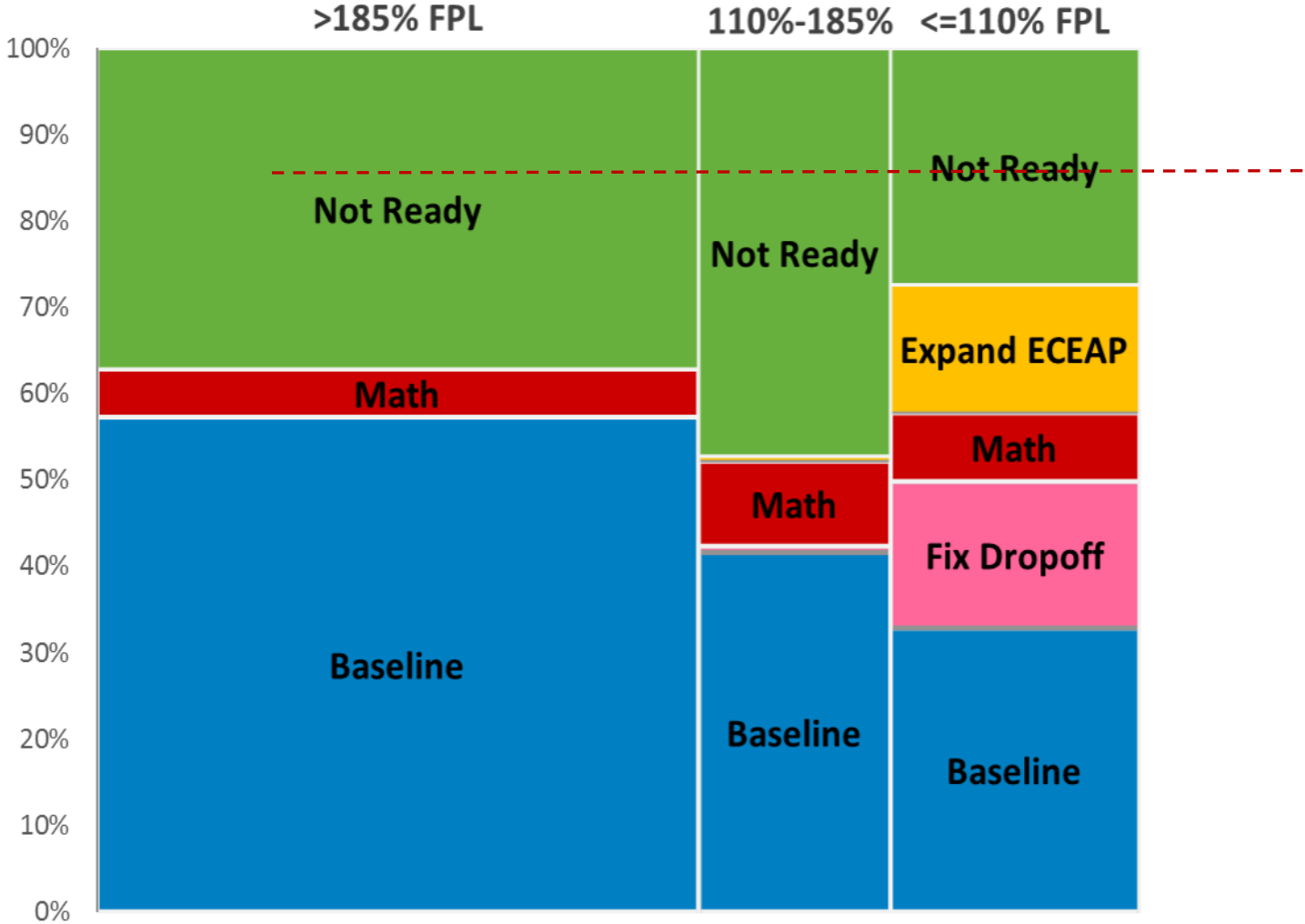
Washington State Department of
CHILDREN, YOUTH & FAMILIES

90% School Readiness

Efforts to achieve a 90% statewide school readiness rate, eliminating race and income as predictors of school readiness.



Getting to 90% Ready: Strategies



Early Start Act 2015

- In June, 2015 the Early Start Act was approved by the legislature and signed into law by Governor Jay Inslee.
- The Early Start Act focuses on improving access to high-quality early learning opportunities in Washington as a key path to improving outcomes in young children and promoting strong school readiness.



Early Start Act History

Advocacy for Sustainability of Quality

- Focus on developing unity and shared buy in at content development stage
- Five corners approach:
 - Support from Governor in form of a budget proposal
 - 4 corners prime sponsors on bill (House D, House R, Senate D, Senate R)
 - 4 corners met with advocates throughout session
- Analysis of opportunities and threats to advancing racial equity; identification of specific policy and budgetary provisions
- Narrative of the delicate balance of resources and requirements
- Coordination among advocates to stay unified and share the load of lobbying and mobilization

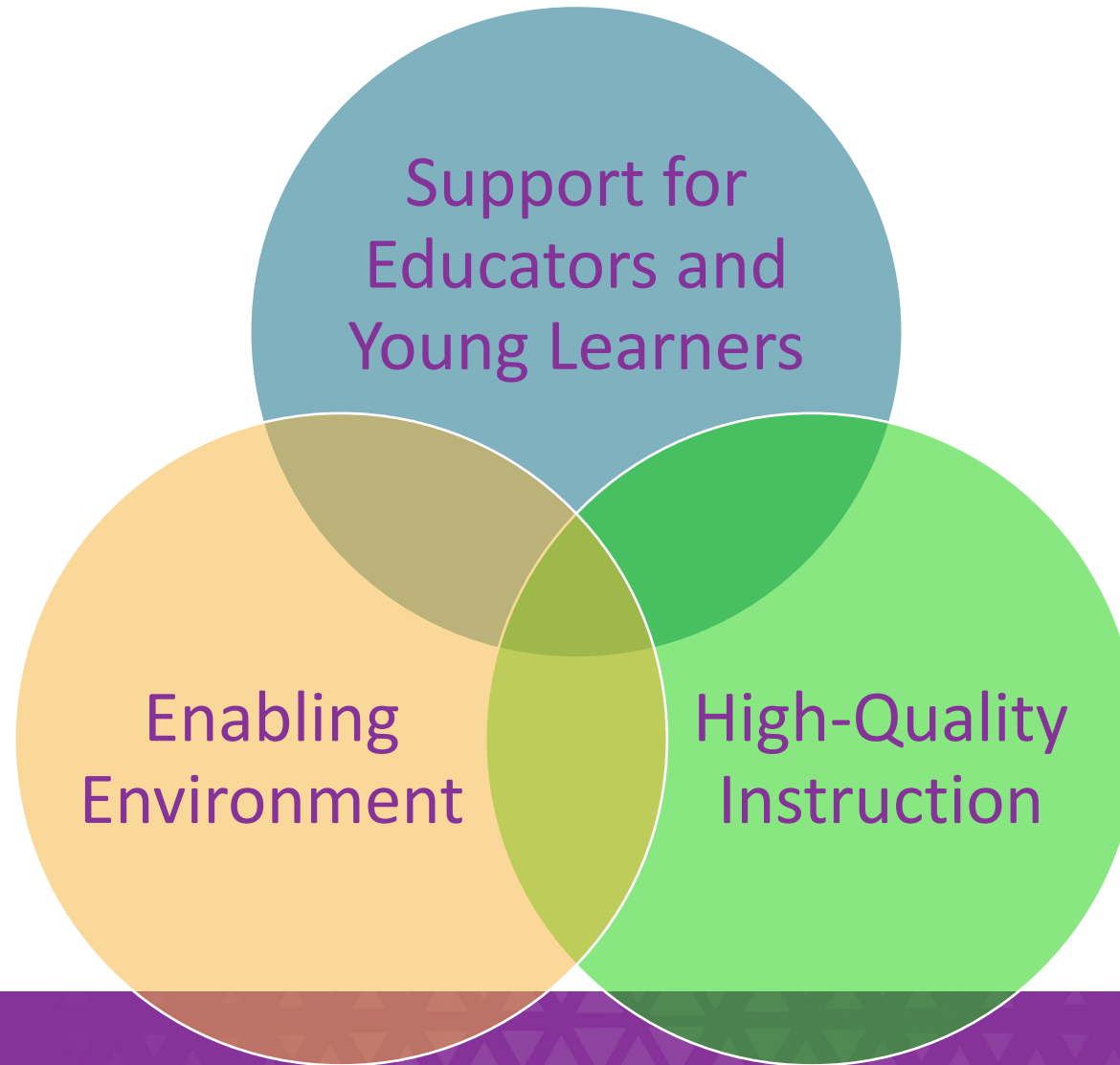


Early Start Act Requirements

- All licensed child care providers serving non-school age children on subsidy will rate an Early Achievers Level 3-5 by 2020; all existing ECEAP providers will rate an Early Achievers Level 4-5 by March 2016 or begin remedial activities to rate a Level 4 by September 2016
- ECEAP will be available to all eligible children by the 2020-21 school year with part day, full school day, and extended day models (now 2022-23 school year)
- Creation of a single set of standards across licensing and ECEAP using Early Achievers as the framework for quality
- 12-month authorization for Working Connections Child Care to promote stability and high-quality
- Create assurances that early learning programs are available, supported and appropriate for diverse communities across the state



Essential Elements of High-Quality Early Learning



ECEAP Slots

	2011-12	2012-13	2013-14	2014-15	2015-16	2016-17	2017-18	2018-19	2019-20
Funded slots	8391	8391	8741	10,091	11,691	11,691	12,491	13,491	14,000
Cumulative enrollment	9,465	9,298	9,823	11,358	13,336	13,441	14,358	15,511	



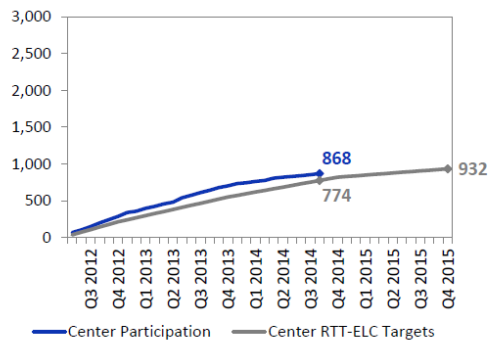
Pipeline to Rating: 2014

Participation by Licensed Providers

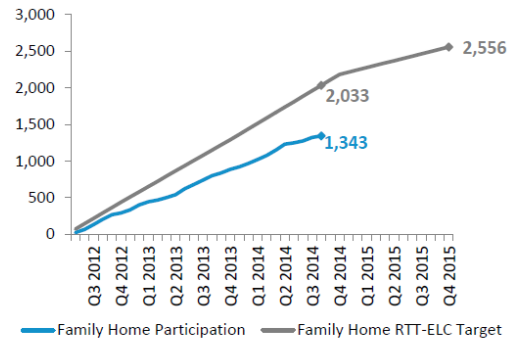
Centers are above target while Family Homes are below*

- 2,211 licensed providers (Centers and Family Homes) are participating in Early Achievers as of October 2014, or 79% of the RTT Target of 2,807 licensed providers.

Center Participation



Family Home Participation

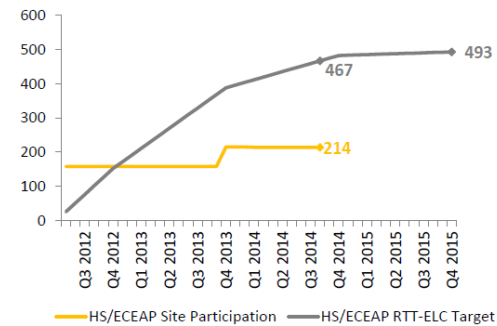


Participation by HS/ECEAP Providers

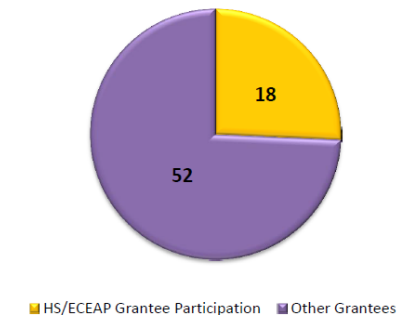
HS/ECEAP site participation is currently below RTT-ELC targets

- Of the 70 Head Start & ECEAP Grantees in Washington, 18 are currently participating in EA.

Provider Participation



Grantee Participation*



*RTT targets are more ambitious for family homes than originally intended. If we factor in the 25% decrease in the family home provider base to the target calculation, the current RTT-ELC Family Home Participation Target would be 1,518 (175 below target, 88% of target). Licensed site data takes into account those providers who have exited the system, so these numbers are lower than original registrations.
 Source: Data Analytics Repository (DAR)
 Data as of: October 31 2014

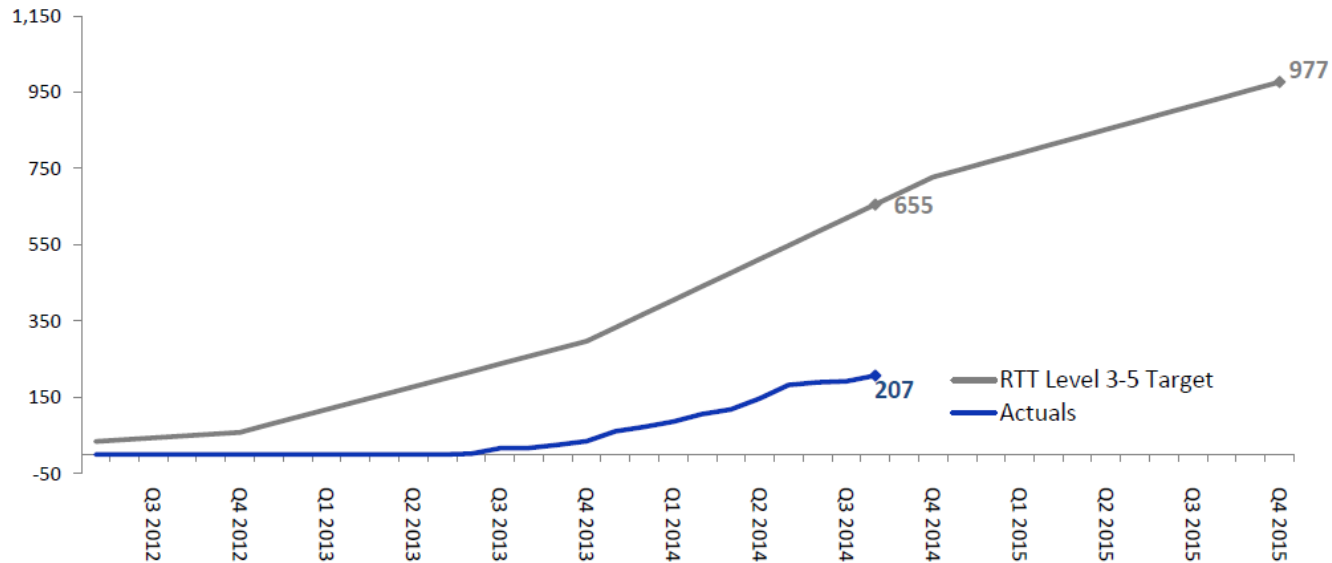


The HS/ECEAP Pilot began in summer 2012. 181 HS/ECEAP providers were reported in Dec 2012 as pilot participants for RTT-ELC federal reporting. To adjust for changes in policy and circumstances this count was restated as 158 providers in 2013.
 Grantee participation is not compared to targets since targets were not formulated at the grantee level for the RTT-ELC project.
 Source: Data Analytics Repository (DAR)
 Data as of: October 31 2014

Level 3-5 Licensed Ratings

Ratings are falling short of RTT-ELC targets

- 207 licensed providers have received a quality rating of 3-5 through October 2014.
- This compares to a RTT target of 655 (32% of target).



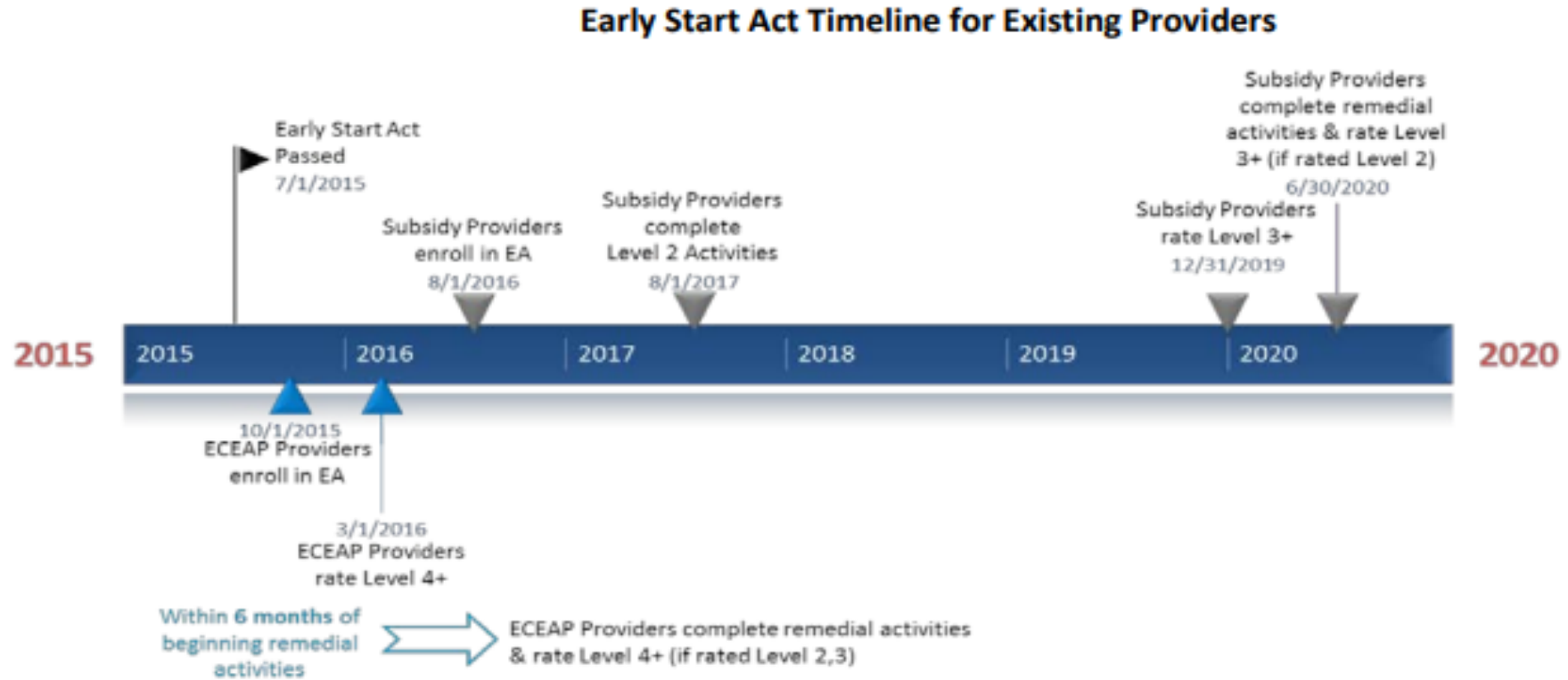
Source: Data Analytics Repository (DAR)
Data as of: October 31 2014

- In October 2014 we see that 207 sites have rated at Levels 3-5.
- In October 2013 only 18 sites had rated at Levels 3-5.
- What we don't see is that in October 2014 we also had 161 sites Rated Level 2

Early Start Act Passes

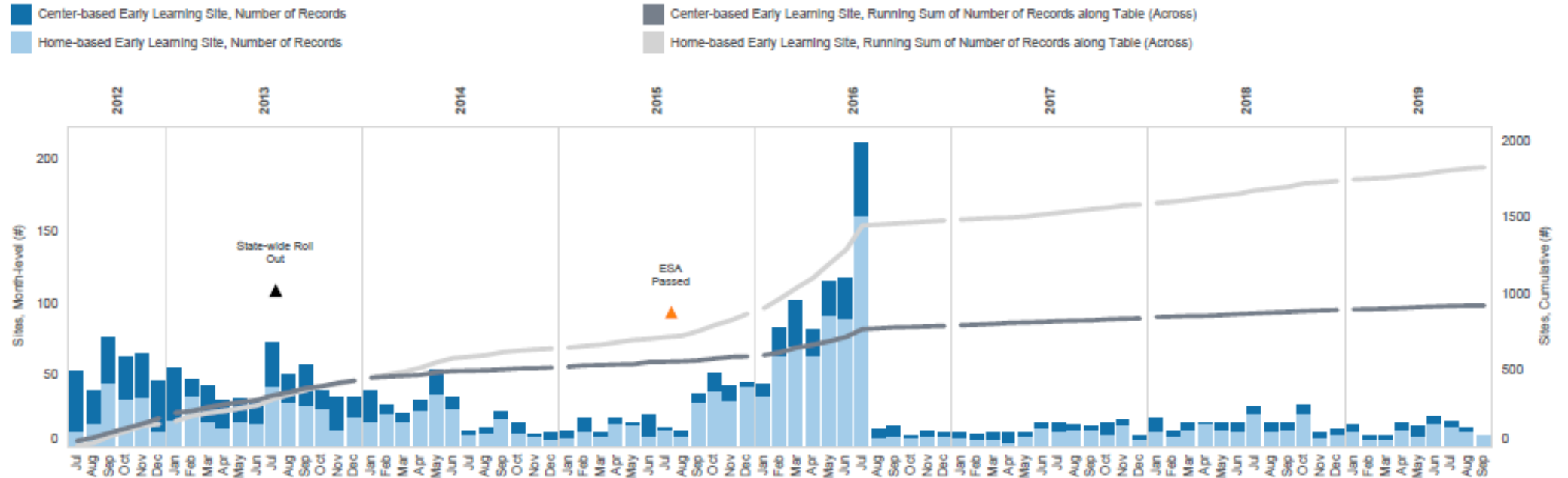
In July 2015 the Early Start Act passed setting participation and rating milestones for providers that received state funding through child care subsidies or state funded preschool.

Existing subsidy providers were our largest cohort of providers. They all had to enroll in Early Achievers by 8/1/2016.



Summary of Enrollment: Subsidy Sites

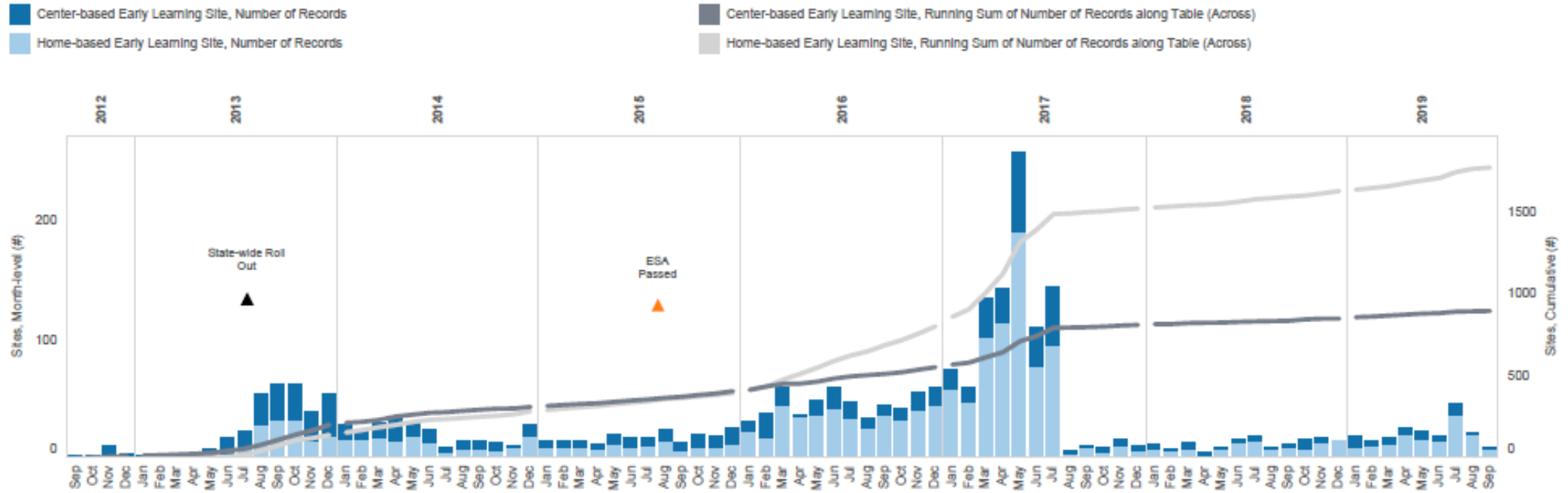
Historic Enrollment



Page 4
Data as of: 9-12-2019
Source: DCYF Early Achievers Monitoring Report

Summary of Level 2 Completion: Subsidy Sites

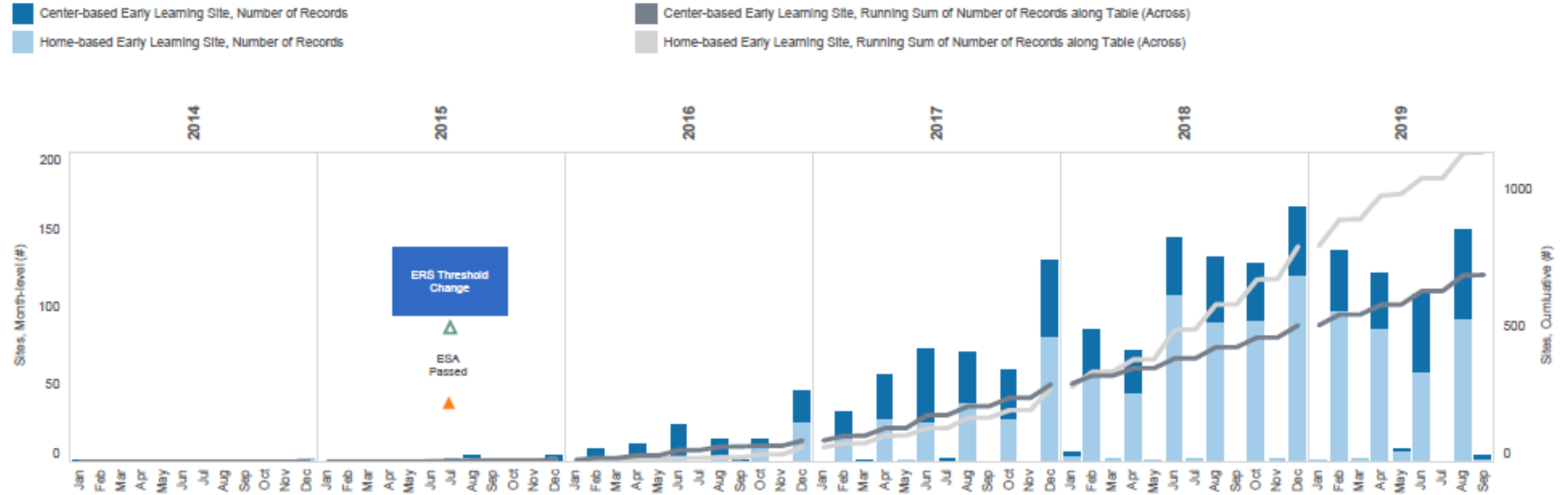
Historic Level 2 Completion



Page 5
 Data as of: 9-12-2019
 Source: DCYF Early Achievers Monitoring Report

Summary of Ratings: Subsidy Providers

Historic At Quality Ratings



Page 6
Data as of: 9-12-2019
Source: DCYF Early Achievers Monitoring Report

Rating Milestone Update

Early Start Act Timeline	Level 2	Level 3	Level 4	Level 5	Not Rated	<i>Not Rated, in the Queue</i>	<i>Not Rated, not in Queue</i>	Grand Total
Existing ECEAP	6	19	192	2	0	0	0	219
Existing Subsidy	108	1,435	47	1	360	258	102	1,951
New ECEAP	1	2	47	1	16	7	9	67
New ECEAP + Licensed	1	20	40	0	12	6	6	73
New Subsidy	12	289	2	1	437	111	326	741
Private Pay	27	237	55	0	413	78	335	732
Grand Total	155	2,002	383	5	1,238	460	778	3,783



Challenges

- Rates – currently at 55th percentile, when including tiered reimbursement
- Early learning professional compensation
- Supply of providers
- Staff qualifications



Thank you!

Contact:

Nicole Rose

Director, Eligibility and Provider Supports

Nicole.Rose@dcyf.wa.gov

